



A COLLEGE EDUCATION PROVIDES A LIFETIME OF VALUE

Texans with college degrees are **actively employed and support the Texas economy.**

1.7 MILLION NEW JOBS

projected to be added between

2018 and 2028



40.7% of them will require some form of postsecondary education & training

(Texas Workforce Commission Report on Texas Growth Occupations 2020)

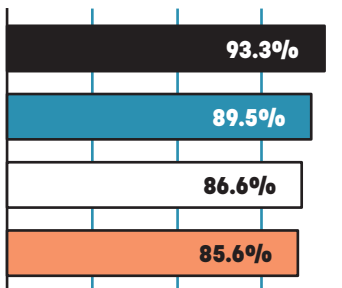
Select Texas Hispanic and African American **Bachelor's Degree Completions** Compared to the U.S. National Average

	in the U.S.	in Texas
Hispanic or Latino	Business: 22.4% Education: 10.1%	Business: 24% Education: 13.5%
Black or African American	Science/ Engineering: 41.6% Business: 23.6%	Science/ Engineering: 42.3% Business: 26.6%

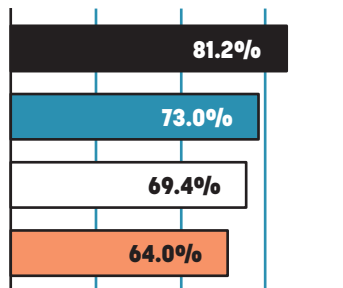
(2020 U.S. Census, American Community Survey)

Texas Teacher Retention Rates by Preparation Route

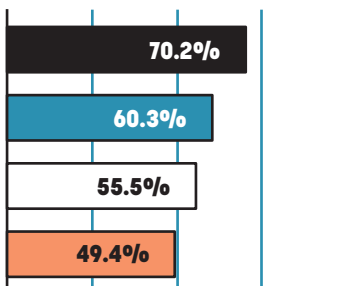
2016: Year 1 Retention Rate



2018: Year 3 Retention Rate



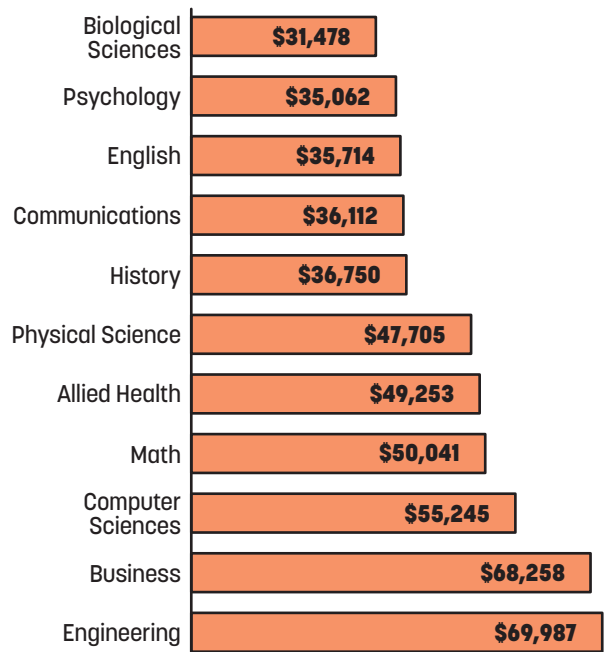
2020: Year 5 Retention Rate



- University Undergraduate
- Alternative University
- Post-Baccalaureate
- Out-of-State University

(Texas Education Agency, Educator Reports and Data, "Teacher Retention by Route 2020-2021")

First-Year Earnings of 2018 Bachelor's Graduates by Degree Field



(2021 Texas Public Higher Education Almanac)

New Texas Principals 2020-2021 **1,837**

78.1% are **University Prepared**

(TEA Newly Certified Principal Demographics by Preparation Route 2014-15 through 2019-20)

New Texas Superintendents 2020-2021 **553**

67% are **University Prepared**

(TEA Newly Certified Superintendent Demographics by Preparation Route 2014-15 through 2019-20)